


# Curtains

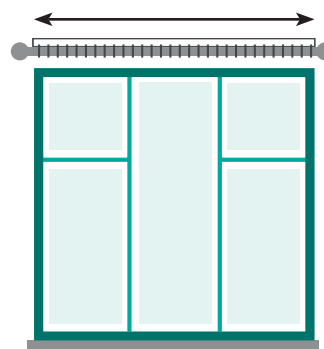
## measurement instructions

### STEP 1 Width of the curtain

**Rail fitting:**  
measure the length of  
the rail.



**Rod fitting:**  
measure the length  
of the rod without the  
ending knobs.




### TIP

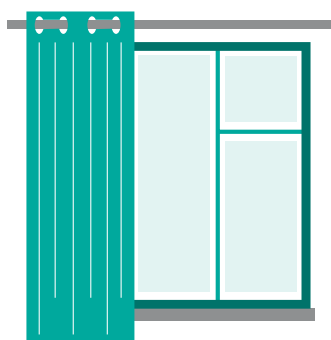
You'll get the nicest result when you place the rod ca. 15-20cm above the window and allow an overlap of ca. 15-20cm to each side.

### STEP 2 Drop of the curtain


Generally speaking, there are three ways of hanging a curtain:



**Above the sill:**  
allow ca. 2cm of free  
space under the  
curtain.



**Over the sill:**  
make sure the curtain  
overlaps ca. 15cm  
the sill.



**To the floor:**  
allow ca. 2cm of free  
space under the  
curtain.